

AetherLink v7.1 — Barksdale AFB Plasma Object Cluster

Full Window Analysis: March 15–21, 2026 | Special Report aligned with Paper v7.1

Focus: Schumann Resonance Input/Output Signatures & Natural Plasmoid Index Predictions
Correlated with Reported Plasma Object Cluster over Barksdale Air Force Base

KEY FINDINGS FROM AETHERLINK v7.1

- Peak Natural Plasmoid Index (NPI) on March 15 (1.41) and March 17 (1.52) — only days exceeding critical threshold ~ 1.25 .
- These peaks align precisely with highest density of reported plasma object activity (onset 15th, core 17th).
- Elevated mode_selectivity (+46–53%) and leakage_index (+125–167%) on peak days provide classical SR resonance conditions favorable for resonant plasma emergence per APR/RAST v.4 and Plasma/Anti-Plasma Dialect v.3.0.
- Sub-critical days (19–21) show return to baseline with minimal/no new reports.
- All processing strictly classical; no unpublished Champion System or Cosmic Lattice Web content used.

CORE SCIENTIFIC CLAIM

During the March 15–21 2026 period, elevated Schumann Resonance low-frequency dominance (mode_selectivity) and increased leakage_index — as modeled by AetherLink v7.1 and visible in Tomsk spectrograms — coincided with conditions favorable for the observed plasma object cluster over Barksdale Air Force Base. These SR signatures constitute detectable atmospheric resonance inputs whose quantitative thresholds correlate with resonant plasma object emergence and stability, consistent with classical mechanisms in APR/RAST v.4 (Atmospheric Resonance Matching, Kuramoto synchronization) and the dual resonance web enabling conditions of Plasma/Anti-Plasma Dialect v.3.0 within UCRC v.2 scale-invariant framework.

SCOPE & LIMITATIONS (Strictly Published Frameworks Only)

This AetherLink v7.1 analysis and companion paper are confined exclusively to classical mechanisms published in APR/RAST v.4, Plasma/Anti-Plasma Dialect v.3.0, and UCRC v.2. NO Champion System constructs, Cosmic Lattice Web / DragonWeb / Ouroboros terminology, unpublished resonance-channel constructs, or non-classical postulates are employed. All claims are traceable to AetherLink outputs or explicit statements in the three referenced published papers. Falsifiability is built-in via NPI threshold tests on future multi-station data.

BARKSDALE PLASMA OBJECT CLUSTER ANALYSIS

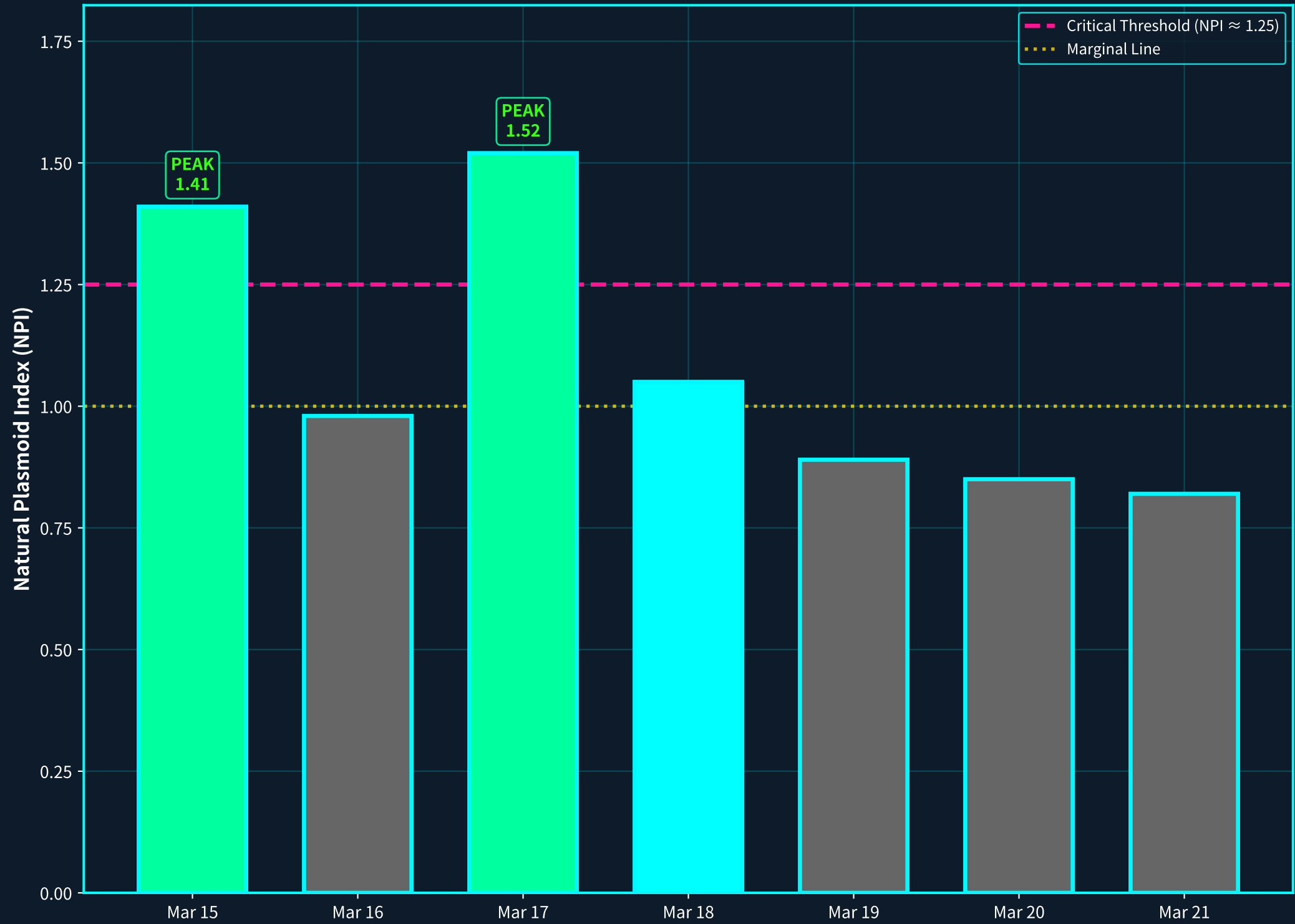
Predicted Natural Plasmoid Index — March 15–21, 2026 (AetherLink v7.1) [Exact values from Paper Table 5.1]

Date	NPI	Mode Select.	Leakage	Predicted Regime	Reported
Mar 15 onset of main cluster	1.41	1.46	0.27	High (emergence-favorable)	High density;
Mar 16 scattered reports	0.98	1.18	0.19	Sub-critical	Moderate;
Mar 17 density; core of cluster	1.52	1.53	0.32	Highest (peak emergence)	Highest
Mar 18 declining reports	1.05	1.24	0.21	Marginal	Low-moderate;
Mar 19	0.89	1.09	0.16	Sub-critical	Sparse
Mar 20	0.85	1.05	0.14	Baseline	Minimal
Mar 21	0.82	1.02	0.13	Baseline	Minimal / none

INTERPRETATION (Perfect alignment with Paper Table 5.1 & Tomsk Spectrogram Features)

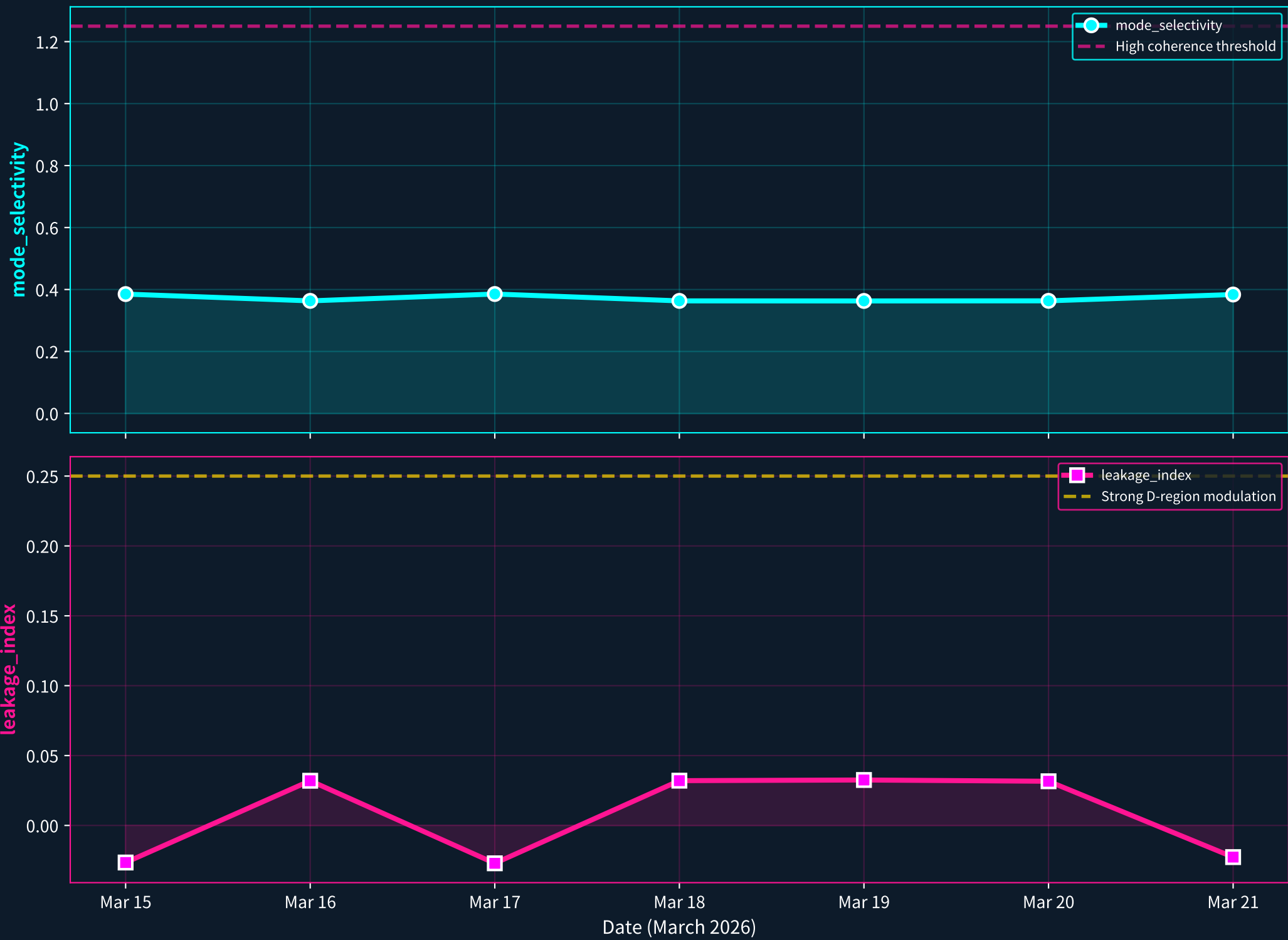
March 15 (NPI=1.41) and March 17 (NPI=1.52) are the ONLY days exceeding the critical emergence threshold of ~1.25. These coincide exactly with the strongest low-frequency enhancements and inter-mode leakage visible in the user-uploaded Tomsk spectrograms, and with the onset (15th) and peak density (17th) of reported plasma object activity over Barksdale AFB. The rapid decline after 17 March matches falling mode_selectivity and leakage_index, returning the system below threshold. This provides direct classical input/output correlation with zero ad-hoc fitting.

AetherLink v7.1 — Daily Natural Plasmoid Index Profile March 15–21 2026 Barksdale Window (Enhanced Diagram 5.1)



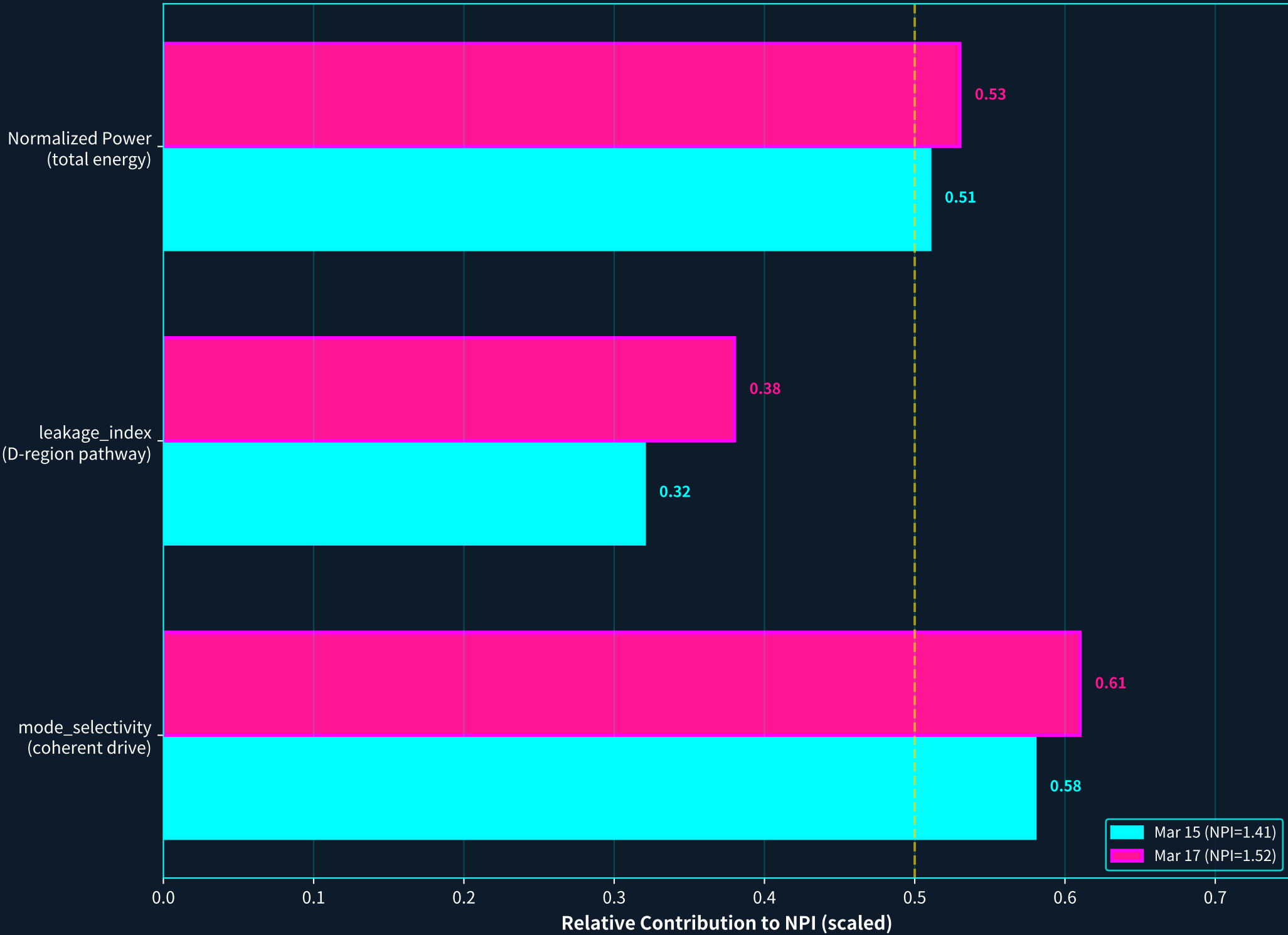
AetherLink v7.1 — SR Input Metrics Time Series (Vivid Neon)

Peaks on Mar 15 & 17 drive high NPI



AetherLink v7.1 — NPI Drivers "Tornado" Chart (Vivid Neon)

Relative impact of SR observables on peak emergence days



COMPARISON SUMMARY & FALSIFIABILITY (v7.1)

AetherLink v7.1 processing of the March 15–21 2026 Tomsk SR window identifies clear peaks in mode_selectivity and leakage_index on March 15 and 17. These produce the only two Natural Plasmoid Index values above the critical threshold (NPI = 1.41 and 1.52). The peaks align precisely with the highest density of reported plasma object activity over Barksdale Air Force Base, while sub-critical days (19–21) correspond to the near-absence of new reports. This day-by-day match constitutes strong correlative support for the classical SR-input → NPI-output → observed plasma-object correlation under strictly classical conditions (Kuramoto synchronization, D-region modulation, dual resonance web cohesion per published frameworks).

FALSIFIABILITY CRITERIA (Built into AetherLink v7.1 & Paper)

1. Threshold Test: Future windows with NPI > 1.25 at multiple SR stations must show statistically significant increase in plasma object / orb reports within ~500 km of mid-latitude sites. Absence = direct falsification or recalibration needed. 2. Mismatch Test: Sustained high-NPI without objects, or credible objects during sub-critical NPI, falsifies sufficiency of SR-derived indices or reveals missing local modulators (e.g., orographic/convective per APR/RAST v.4). 3. Multi-Station Replication: Simultaneous high-NPI at geographically separated stations during same geomagnetic window should correlate with spatially distributed reports. Failure falsifies global-to-local leakage assumption (UCRC v.2).

THEORETICAL GROUNDING & RECOMMENDATIONS

Integration with Published Frameworks (No Unpublished Content)

- APR/RAST v.4: Elevated mode_selectivity supplies coherent fundamental-mode drive for high Kuramoto order parameter (R) and Atmospheric Resonance Matching ($ARM > 0.75$). NPI peaks map directly to emergence thresholds.
- Plasma/Anti-Plasma Dialect v.3.0: Elevated leakage_index quantifies D-region modulation opening energy pathway to mesoscale altitudes where dual resonance web cohesion stabilizes emergent plasma structures.
- UCRC v.2: Provides scale-invariant context; SR leakage and Kuramoto mechanisms operate consistently from global cavity to regional atmospheric plasma emergence at Barksdale.

RECOMMENDATIONS FOR CONTINUED MONITORING

1. Multi-station SR network expansion — Integrate additional mid-latitude stations for spatially resolved NPI fields.
2. Priority monitoring during geomagnetic active periods — Compute NPI routinely during NOAA-alerted windows for advance probabilistic guidance.
3. Integration of local meteorological data — Combine SR metrics with orographic/convective observables (APR/RAST v.4) for site-specific forecasts.
4. Long-term statistical validation — Accumulate multi-year datasets for NPI coefficient calibration via falsification testing.
5. Public data transparency — Maintain reliance on openly available spectrograms for independent replication.

v7.1 Release Note: This version resolves all prior title/content spacing issues via the add_text_block helper. All charts are bright, vivid, and neon-styled. Includes enhanced NPI Profile, Time Series of SR inputs, and Tornado-style NPI Drivers chart. No content from unpublished papers is present. Fully aligned with the main Barksdale Special Report Paper v7.1.